

Extruded Aluminum Louver



"Y" Blade • Equipment Screen

STANDARD CONSTRUCTION

SUPPORTS: Shall incorporate rear angle 2" x 2" x 1/4" extruded aluminum to withstand windload of 20 psf, approximately 90 mph wind; spaced on 60" centers

BLADES: .081" thick; 6063-T6/T52 extruded aluminum alloy

BLADE SPACING: 3"

FINISH: Mill

OPTIONS

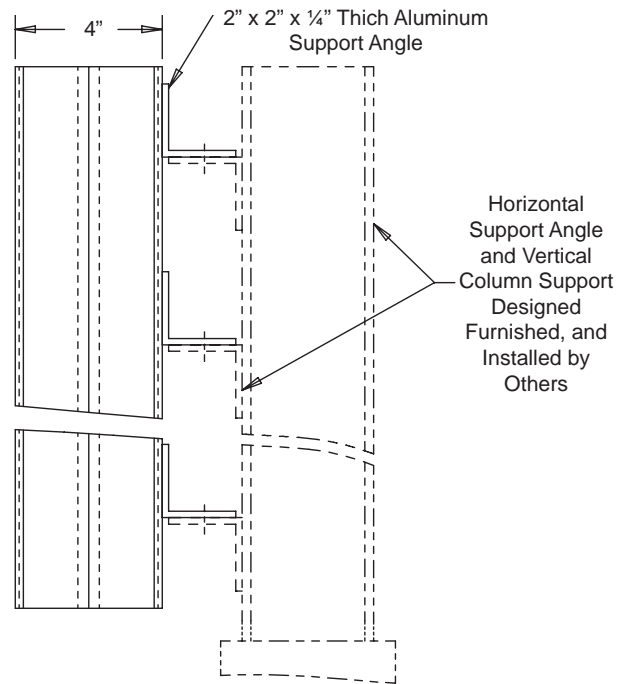
- Finish - Baked Enamel, Kynar, Anodize
- Mitered or Post Corner
- Hinged Access
- Cap Covers

NOTES

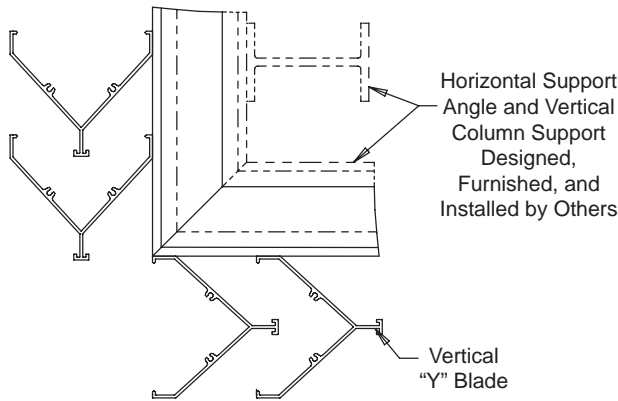
1. Shipping weight approximately 4.5 lbs./sq.ft.

SCREEN SIZE

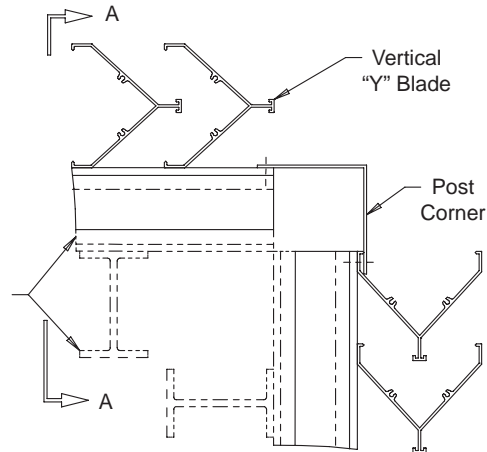
Panels	Min Panel	Max Single Panel
ESY	12"W x 12"H	60"W x 96"H 40 sq.ft.



Section View



Mitered Corner Detail



Post Corner Detail

This page intentionally left blank.