

Extruded Aluminum Louver

IL31

6" Deep • 35°/42° Drainable Blade • Stationary Louver

STANDARD CONSTRUCTION

- FRAME:** .081" thick nominal; 6063-T6/T52 extruded aluminum alloy
- BLADES:** .081" thick nominal; 6063-T6/T52 extruded aluminum alloy
- ASSEMBLY:** Mechanically fastened
- SCREEN:** 1/2" x .051" flattened aluminum birdscreen
- FINISH:** Mill

OPTIONS

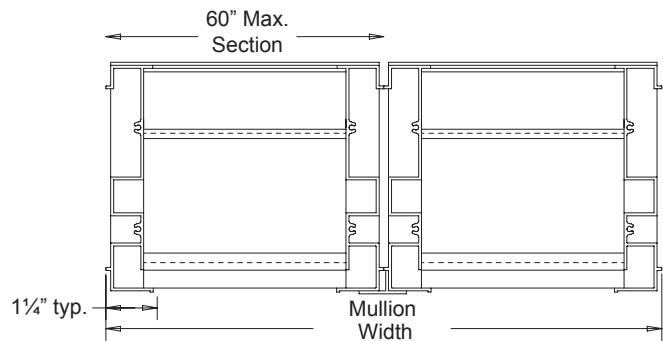
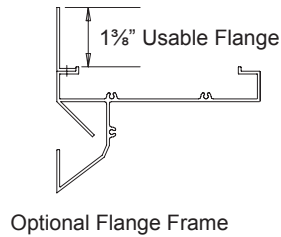
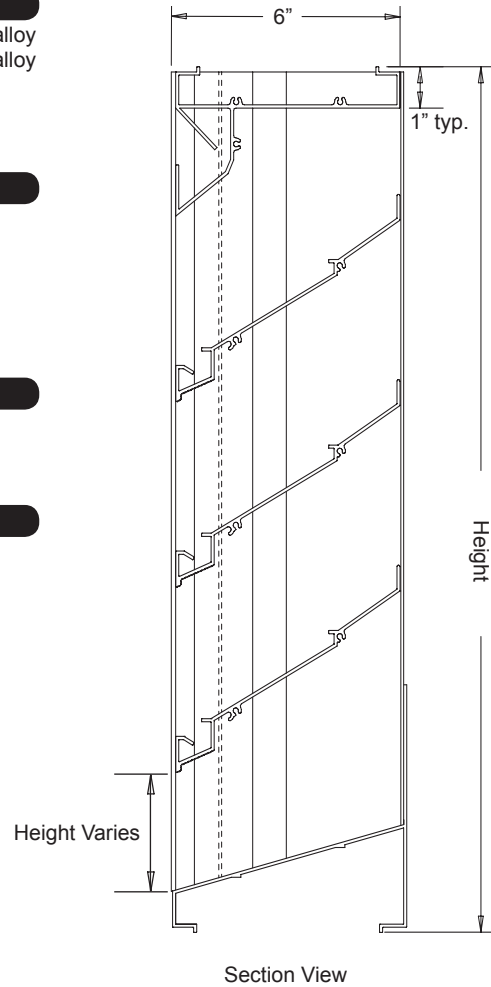
- Finish - Baked Enamel, Kynar, or Anodize
- Variety of Bird and Insect Screen
- 1 1/8" Usable Flange Frame
- Welded Construction
- Blank-off Panels
- .125" Nominal Construction

NOTES

1. "A" width and "B" height are opening dimensions. Louvers are provided approximately 1/2" undercut.
2. Shipping weight approximately 4 lbs./sq.ft.

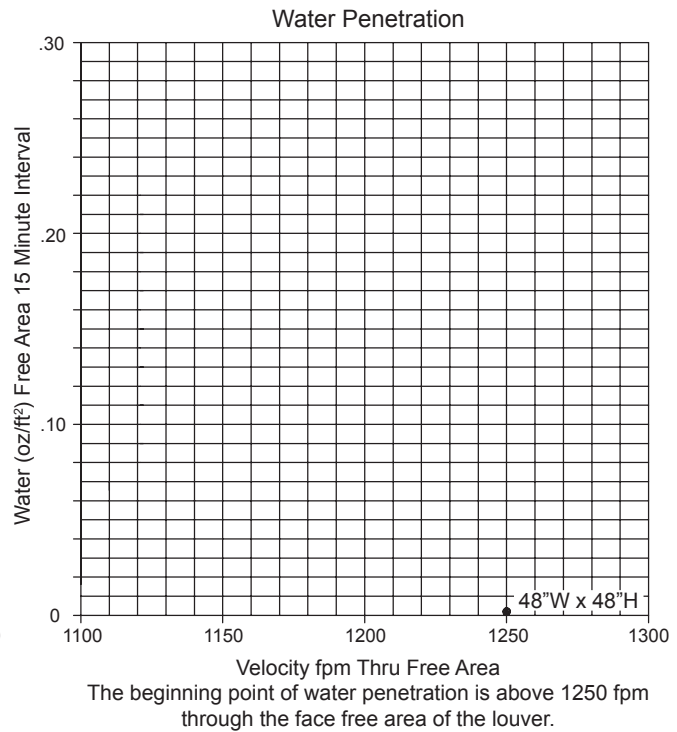
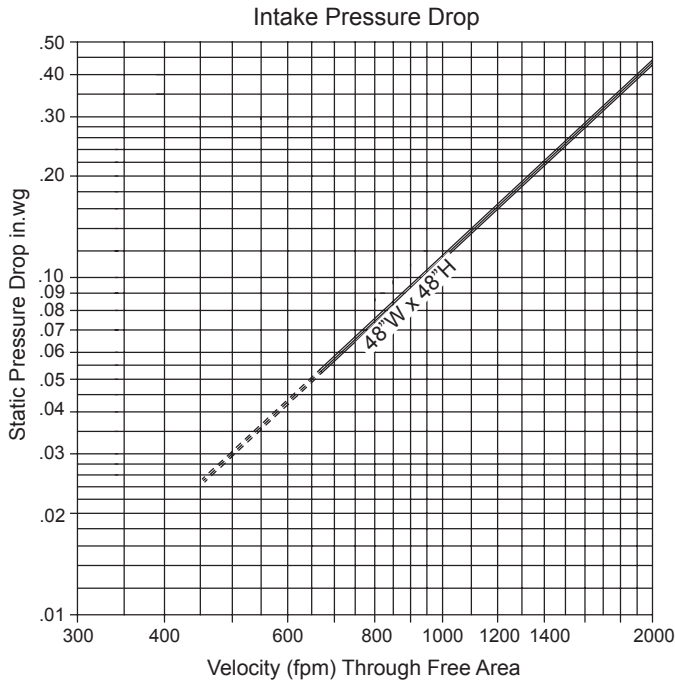
LOUVER SIZE

Panels	Min Panel	Max Single Panel
IL31	12"W x 12"H	60"W x 96"H



Water Penetration: At 1200 fpm recommended free area velocity
 Pressure Drop: 0.18 in.wg at 1250 fpm and 11,213 scfm
 Free Area: 8.97 sq.ft. = 56% for 48"W x 48"H test size

Ratings do not include the effect of birdscreen.



Free Area sq.ft

		Width								
		12"	18"	24"	30"	36"	42"	48"	54"	60"
Height	12"	0.25	0.41	0.57	0.72	0.88	1.04	1.20	1.36	1.51
	24"	0.78	1.27	1.76	2.25	2.74	3.23	3.72	4.21	4.70
	36"	1.29	2.11	2.92	3.74	4.55	5.37	6.18	7.00	7.81
	48"	1.83	2.99	4.15	5.31	6.47	7.62	8.97	9.94	11.10
	60"	2.36	3.85	5.34	6.83	8.32	9.81	11.30	12.79	14.28
	72"	2.87	4.69	6.50	8.32	10.13	11.95	13.76	15.58	17.39
	84"	3.42	5.57	7.73	9.89	12.05	14.21	16.36	18.52	20.68
	96"	3.94	6.43	8.92	11.41	13.90	16.39	18.88	21.37	23.86



L&D certifies that the Model IL31 shown herein is licensed to bear the AMCA Seal. The ratings shown are based on tests and procedures performed in accordance with the AMCA Publication 511 and comply with the requirements of the AMCA Certified Ratings Program. The AMCA Certified ratings seal applies to Air Performance Ratings and Water Penetration Ratings.