

# Extruded Aluminum Louver

**IL58**

2" Deep • 45° Drainable Blade • Stationary Louver

## STANDARD CONSTRUCTION

- FRAME:** .064" thick nominal; 6063-T6/T52 extruded aluminum alloy
- BLADES:** .064" thick nominal; 6063-T6/T52 extruded aluminum alloy
- ASSEMBLY:** Mechanically fastened
- SCREEN:** 1/2" x .051" flattened aluminum birdscreen
- FINISH:** Mill

## OPTIONS

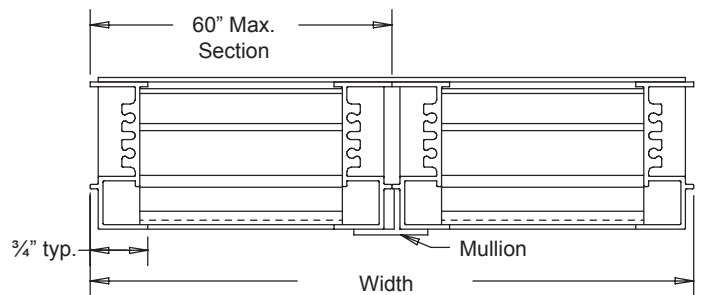
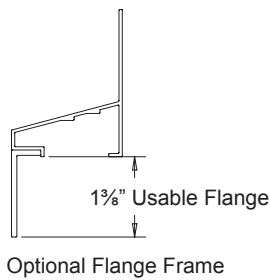
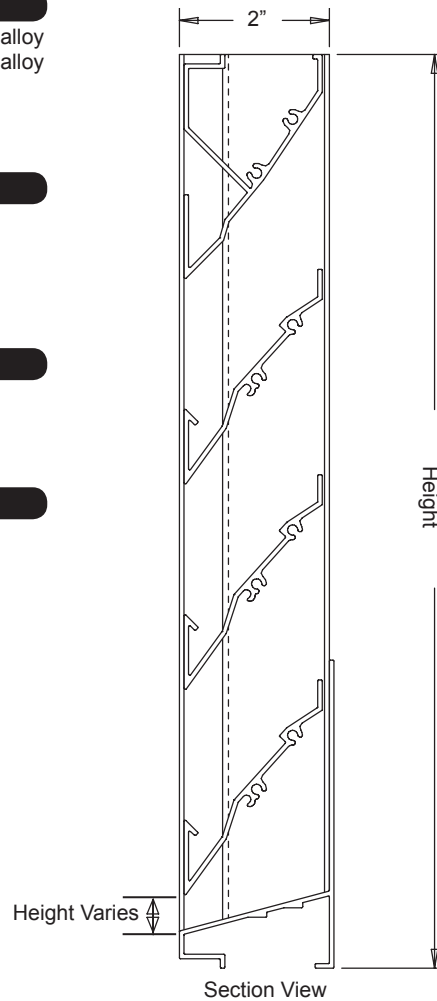
- Finish - Baked Enamel, Kynar, or Anodize
- Variety of Bird and Insect Screen
- 1 3/8" Usable Flange Frame (Front Face Only)
- Welded Construction
- Blank-off Panels

## NOTES

1. "A" width and "B" height are opening dimensions. Louvers are provided approximately 1/2" undercut.
2. Shipping weight approximately 3.8 lbs./sq.ft.

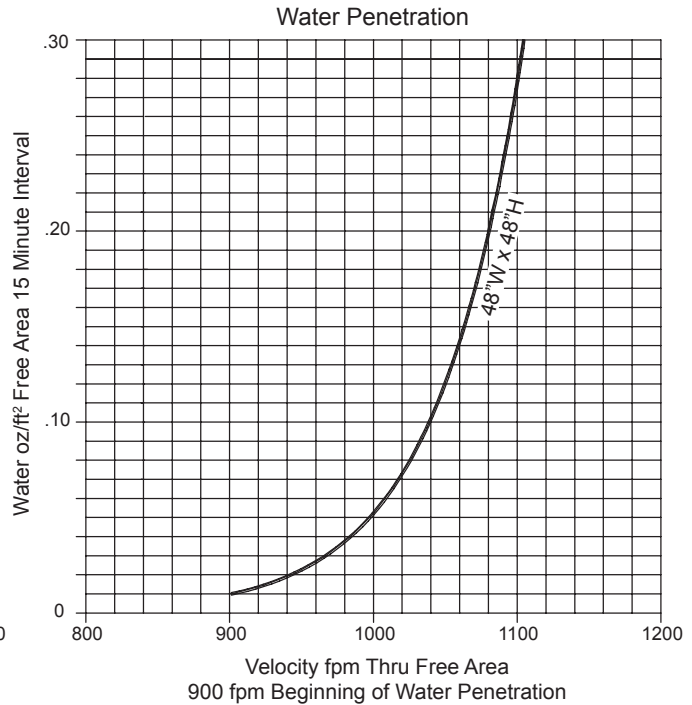
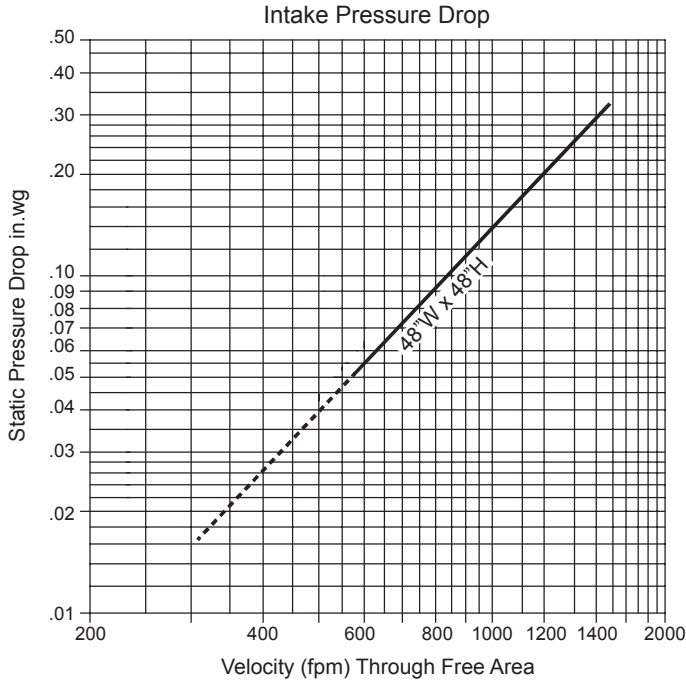
## LOUVER SIZE

| Panels | Min Panel   | Max Single Panel |
|--------|-------------|------------------|
| IL58   | 12"W x 12"H | 60"W x 96"H      |



Water Penetration: 800 fpm recommended maximum free area velocity  
 Pressure Drop: 0.12 in.wg at 901 fpm and 6514 scfm  
 Free Area: 7.23 sq.ft. = 45% for 48"W x 48"H test size

Ratings do not include the effect of birdscreen.



Free Area sq.ft

|        |     | Width |      |      |      |       |       |       |       |       |
|--------|-----|-------|------|------|------|-------|-------|-------|-------|-------|
|        |     | 12"   | 18"  | 24"  | 30"  | 36"   | 42"   | 48"   | 54"   | 60"   |
| Height | 12" | 0.28  | 0.44 | 0.60 | 0.76 | 0.92  | 1.08  | 1.24  | 1.40  | 1.56  |
|        | 24" | 0.78  | 1.23 | 1.69 | 2.14 | 2.59  | 3.04  | 3.49  | 3.94  | 4.39  |
|        | 36" | 1.19  | 1.87 | 2.55 | 3.23 | 3.91  | 4.60  | 5.28  | 5.96  | 6.64  |
|        | 48" | 1.63  | 2.56 | 3.50 | 4.43 | 5.37  | 6.30  | 7.23  | 8.17  | 9.11  |
|        | 60" | 2.05  | 3.23 | 4.41 | 5.59 | 6.77  | 7.95  | 9.14  | 10.32 | 11.50 |
|        | 72" | 2.45  | 3.86 | 5.27 | 6.68 | 8.09  | 9.50  | 10.91 | 12.32 | 13.73 |
|        | 84" | 2.94  | 4.63 | 6.32 | 8.01 | 9.70  | 11.39 | 13.08 | 14.77 | 16.46 |
|        | 96" | 3.36  | 5.29 | 7.22 | 9.15 | 11.08 | 13.00 | 14.93 | 16.86 | 18.79 |



L&D certifies that the Model IL58 shown herein is licensed to bear the AMCA Seal. The ratings shown are based on tests and procedures performed in accordance with the AMCA Publication 511 and comply with the requirements of the AMCA Certified Ratings Program. The AMCA Certified ratings seal applies to Air Performance Ratings and Water Penetration Ratings.