

Extruded Aluminum Louver

IL65

6" Deep • Drainable Blade • Continuous Line Stationary Louver

STANDARD CONSTRUCTION

- EXTERIOR FRAME:** .081" thick; 6063-T6/T52 extruded aluminum alloy
- BLADES:** .125" thick; 6063-T6/T52 extruded aluminum alloy
- ASSEMBLY:** Mechanically fastened
- SCREEN:** 1/2" x .051" flattened aluminum birdscreen
- FINISH:** Mill

OPTIONS

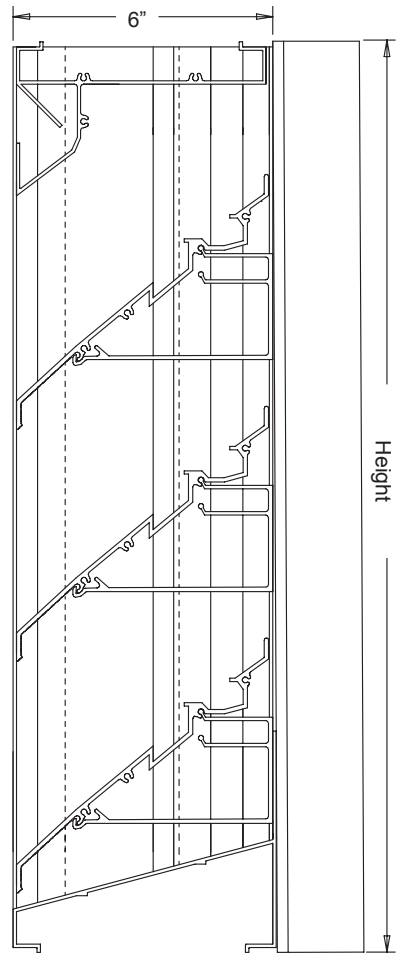
- Finish - Baked Enamel, Kynar, or Anodize
- Variety of Bird and Insect Screen
- 1 3/8" Usable Flange Frame
- Welded Construction
- Blank-off Panels

NOTES

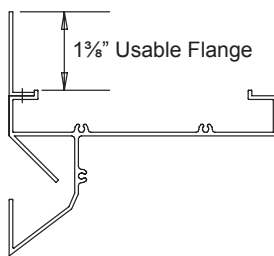
1. "A" width and "B" height are opening dimensions. Louvers are provided approximately 1/2" undercut.
2. Shipping weight approximately 4 lbs./sq.ft.

LOUVER SIZE

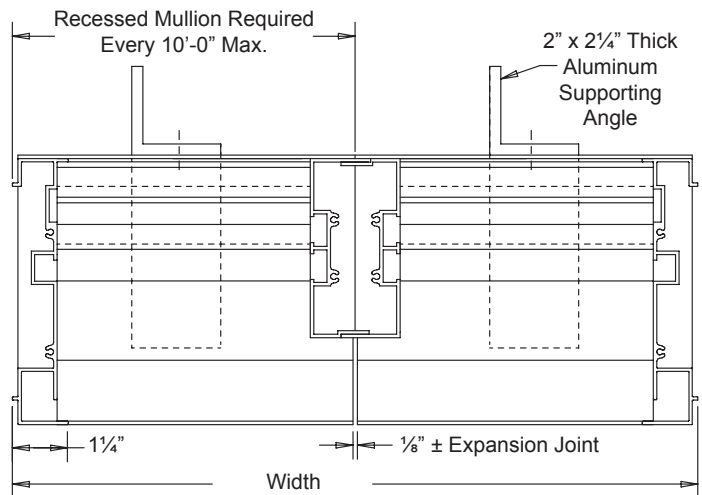
Panels	Min Panel	Max Single Panel
IL65	12"W x 12"H	120"W x 60"H 60"W x 120"H



Section View

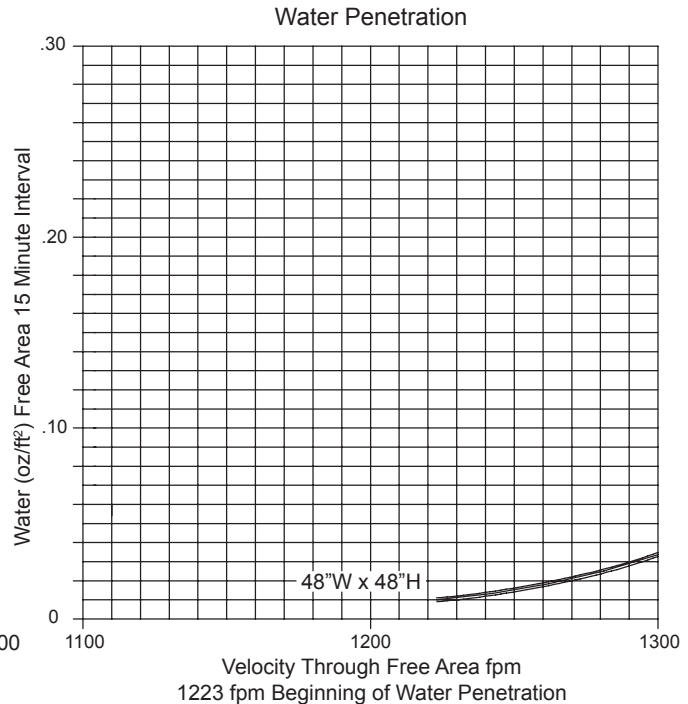
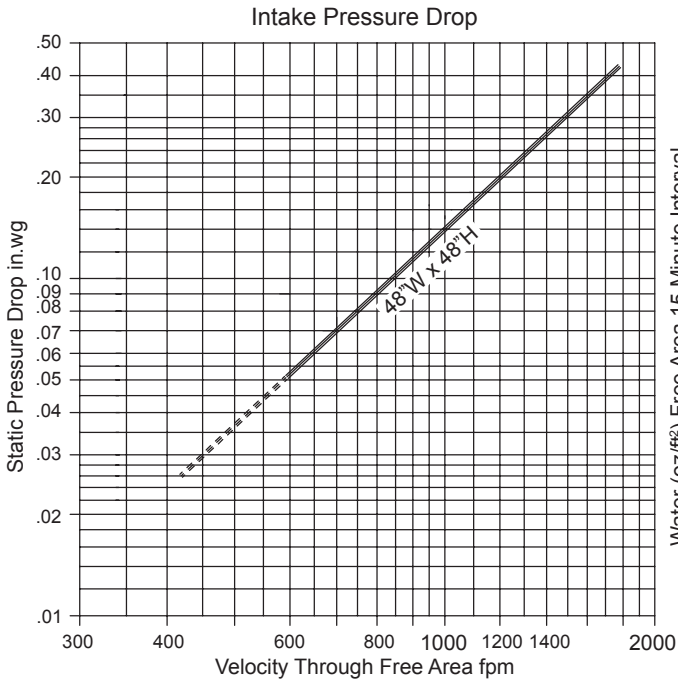


Optional Flange Frame



Water Penetration: 1200 fpm free area velocity
 Pressure Drop: 0.09 in.wg at 800 fpm and 6720 scfm
 Free Area: 8.40 sq.ft. = 53% for 48"W x 48"H test size

Ratings do not include the effect of birdscreen.



Free Area sq.ft.

		Width																		
		12"	18"	24"	30"	36"	42"	48"	54"	60"	66"	72"	78"	84"	90"	96"	102"	108"	114"	120"
Height	12"	0.23	0.38	0.52	0.67	0.81	0.96	1.10	1.25	1.39	1.54	1.68	1.83	1.97	2.12	2.26	2.41	2.56	2.70	2.85
	24"	0.77	1.26	1.75	2.23	2.72	3.21	3.70	4.18	4.67	5.16	5.64	6.13	6.62	7.11	7.59	8.08	8.57	9.06	9.54
	36"	1.24	2.02	2.81	3.59	4.37	5.15	5.94	6.72	7.50	8.29	9.07	9.85	10.64	11.42	12.20	12.98	13.77	14.55	15.33
	48"	1.78	2.91	4.03	5.16	6.28	7.41	8.40	9.66	10.78	11.91	13.03	14.16	15.28	16.41	17.53	18.66	19.78	20.91	22.03
	60"	2.33	3.79	5.26	6.73	8.20	9.67	11.14	12.61	14.08	15.54	17.01	18.48	19.95	21.42	22.89	24.36	25.83	27.29	28.76
	72"	2.82	4.60	6.38	8.16	9.94	11.72	13.50	15.28	17.06	18.83	20.61	22.39	24.17	25.95	27.73	29.51	31.29	33.07	34.85
	84"	3.30	5.38	7.46	9.54	11.62	13.70	15.78	17.87	19.95	22.03	24.11	26.19	28.27	30.35	32.44	34.52	36.60	38.68	40.76
	96"	4.02	6.56	9.11	11.65	14.19	16.73	19.27	21.81	24.35	26.89	29.43	31.97	34.51	37.06	39.60	42.14	44.68	47.22	49.76
	108"	4.38	7.14	9.91	12.68	15.44	18.21	20.97	23.74	26.50	29.27	32.04	34.80	37.57	40.33	43.10	45.86	48.63	51.39	54.16
	120"	4.88	7.96	11.04	14.13	17.21	20.29	23.37	26.45	29.54	32.62	35.70	38.78	41.87	44.95	48.03	51.11	54.19	57.28	60.36



Louvers & Dampers certifies that the Model IL65 shown herein is licensed to bear the AMCA Seal. The ratings shown are based on tests and procedures performed in accordance with the AMCA Publication 511 and comply with the requirements of the AMCA Certified Ratings Program. The AMCA Certified ratings seal applies to Air Performance Ratings and Water Penetration Ratings.