

Extruded Aluminum Louver

TE57

2" Deep • 45° Baffle Blade • Stationary Louver

STANDARD CONSTRUCTION

- FRAME:** .064" thick nominal; 6063-T6/T52 extruded aluminum alloy
- BLADES:** .064" thick nominal; 6063-T6/T52 extruded aluminum alloy
- ASSEMBLY:** Mechanically fastened
- SCREEN:** 1/2" x .051" flattened aluminum birdscreen
- FINISH:** Mill

OPTIONS

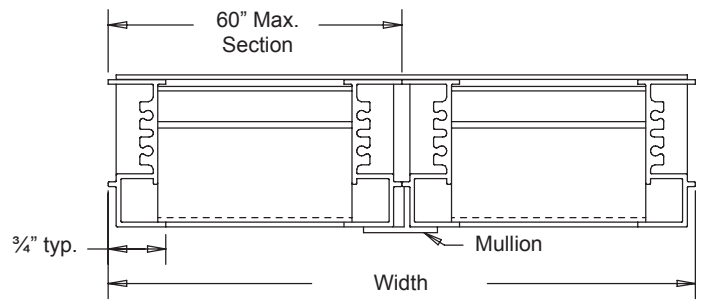
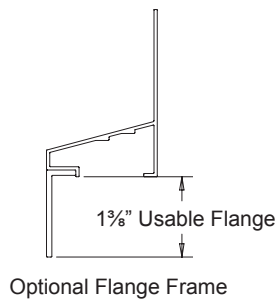
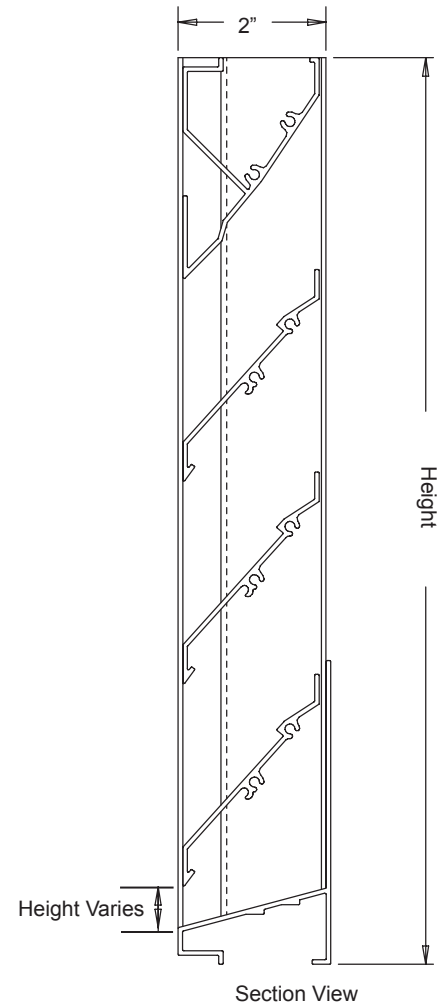
- Finish - Baked Enamel, Kynar, or Anodize
- Variety of Bird and Insect Screen
- 1 3/8" Usable Flange Frame (Front Face Only)
- Continuous Line Construction

NOTES

1. "A" width and "B" height are opening dimensions. Louvers are provided approximately 1/2" undercut.
2. Shipping weight approximately 3.3 lbs./sq.ft.

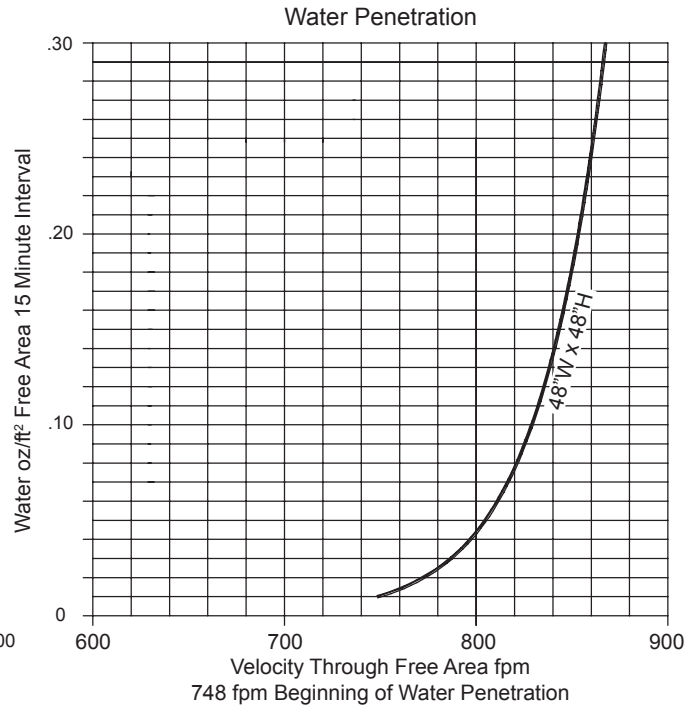
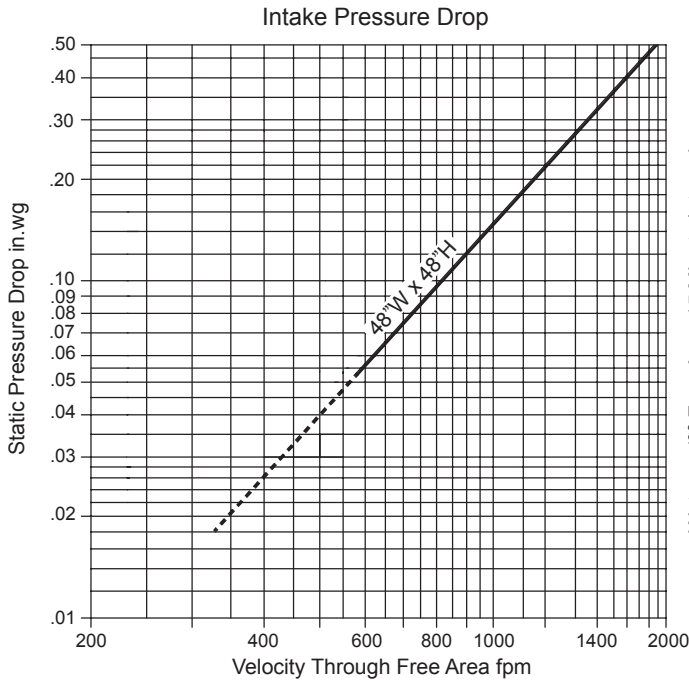
LOUVER SIZE

Panels	Min Panel	Max Single Panel
TE57	12"W x 12"H	60"W x 96"H



Water Penetration: At 700 fpm recommended maximum free area velocity
 Pressure Drop: 0.085 in.wg at 748 fpm and 5408 scfm
 Free Area: 7.23 sq.ft. = 45% for 48"W x 48"H test size

Ratings do not include the effect of birdscreen.



Free Area sq. ft

		Width								
		12"	18"	24"	30"	36"	42"	48"	54"	60"
Height	12"	0.28	0.44	0.60	0.76	0.92	1.08	1.24	1.40	1.56
	24"	0.78	1.23	1.69	2.14	2.59	3.04	3.49	3.94	4.39
	36"	1.19	1.87	2.55	3.23	3.91	4.60	5.28	5.96	6.64
	48"	1.63	2.56	3.50	4.43	5.37	6.30	7.23	8.17	9.11
	60"	2.05	3.23	4.41	5.59	6.77	7.95	9.14	10.32	11.50
	72"	2.45	3.86	5.27	6.68	8.09	9.50	10.91	12.32	13.73
	84"	2.94	4.63	6.32	8.01	9.70	11.39	13.08	14.77	16.46
	96"	3.36	5.29	7.22	9.15	11.08	13.00	14.93	16.86	18.79



Louvers & Dampers certifies that the Model TE57 shown herein is licensed to bear the AMCA Seal. The ratings shown are based on tests and procedures performed in accordance with the AMCA Publication 511 and comply with the requirements of the AMCA Certified Ratings Program. The AMCA Certified ratings seal applies to Air Performance Ratings and Water Penetration Ratings.