

# Formed Steel Louver

**SL33**

6" Deep • 45° Drainable Blade • Formed Steel Stationary Louver

## STANDARD CONSTRUCTION

- FRAME:** 18-GA galvanized steel channel type
- BLADES:** 18-GA galvanized steel
- ASSEMBLY:** Riveted and/or welded for maximum service; Full sill with blades and head contained within
- FINISH:** Mill
- SCREEN:** ½" sq. mesh 19-GA galvanized

## OPTIONS

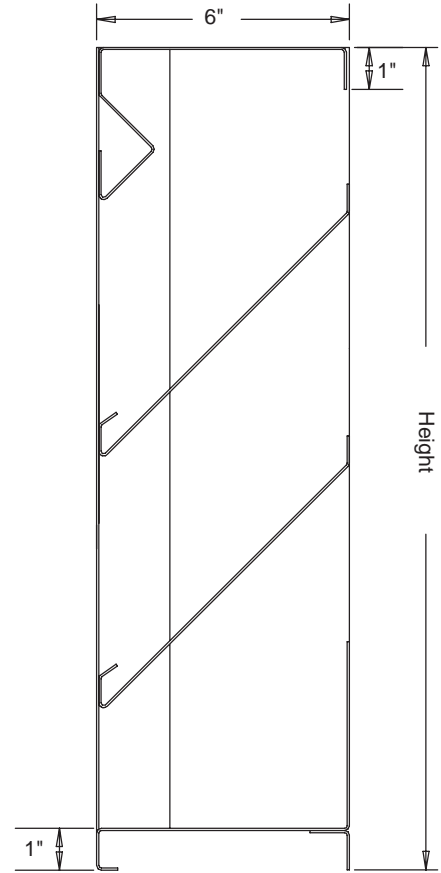
- Flange Frame
- Extended Sub-Sills (3" or 5")
- Sub-Frame
- Installation Angles
- Stainless Steel, Other Steel Gauges
- Finishes - Baked Enamel, Epoxies
- Variety of Bird and Insect Screens
- Blank-Off Panels

## NOTES

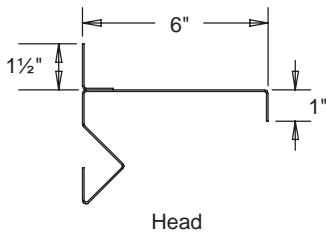
1. "A" width and "B" height are opening dimensions. Louvers are provided approximately ½" undersize.
2. Approximate louver weight is 7 lbs./sq.ft.

## LOUVER SIZE

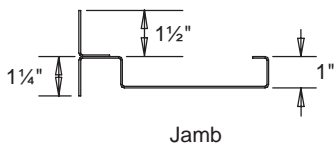
Panels	Minimum Panel	Maximum Panel
SL33	12"W x 12"H	60"W x 96"H



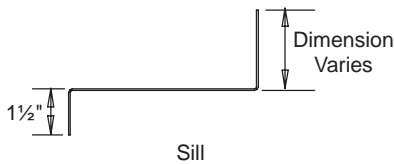
Section View



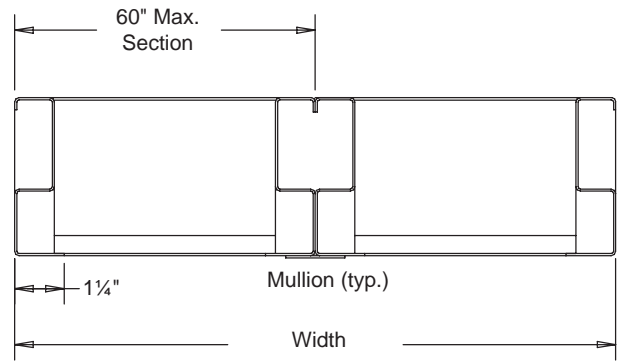
Head



Jamb



Sill

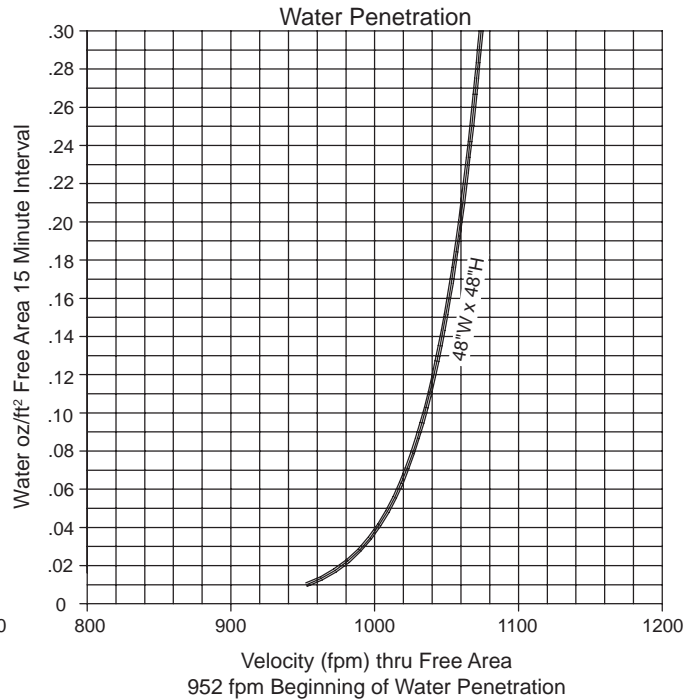
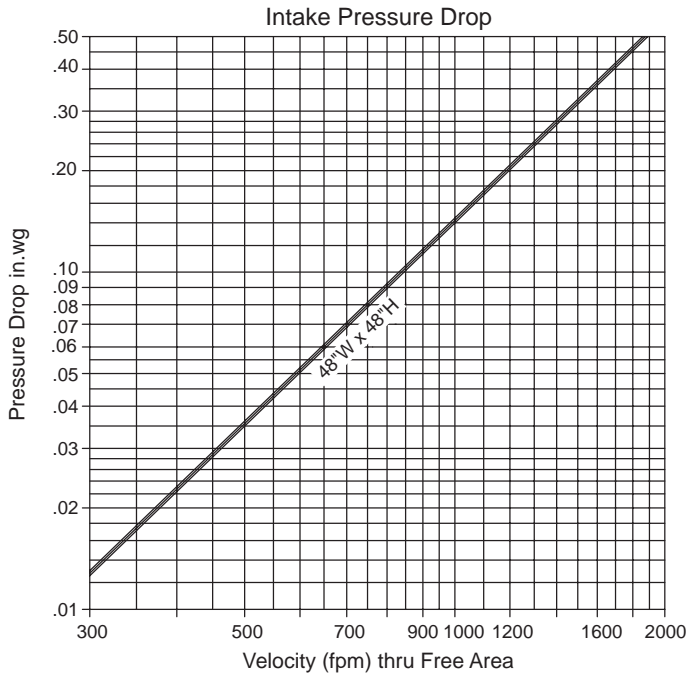


Top View

**Water Penetration:** 900 fpm maximum recommended free area velocity  
**Pressure Drop:** .14 in.wg at 952 fpm and 7911 SCFM  
**Free Area:** 8.31 sq.ft. = 52% for 48"W x 48"H test size

### Performance Data

Tests of a 48"W x 48"H sample by an AMCA Registered Laboratory according to AMCA Standard 500 shows water penetration to be less than .02 oz/sq.ft. water penetration at 950 fpm (Free Area Velocity) with less than .14 in.wg pressure drop. Ratings do not include effects of birdscreen.



		Width								
		12	18	24	30	36	42	48	54	60
Height	12	.26	.42	.58	.74	.90	1.07	1.23	1.39	1.55
	24	.76	1.24	1.71	2.19	2.67	3.15	3.63	4.10	4.58
	36	1.26	2.05	2.85	3.64	4.44	5.23	6.02	6.82	7.61
	48	1.76	2.87	3.98	5.09	6.20	7.31	8.31	9.53	10.64
	60	2.26	3.69	5.11	6.54	7.97	9.39	10.82	12.25	13.67
	72	2.76	4.50	6.25	7.99	9.73	11.47	13.22	14.96	16.70
	84	3.26	5.32	7.38	9.44	11.50	13.56	15.62	17.67	19.73
	96	3.76	6.14	8.51	10.89	13.26	15.64	18.01	20.39	22.76



L&D certifies that the model SL33 louvers shown herein is licensed to bear the AMCA Seal. The ratings shown are based on tests and procedures performed in accordance with AMCA Publication 511 and comply with the requirements of the AMCA Certified Ratings Program. The Certified Ratings Seal applies to Air Performance and Water Penetration Ratings.