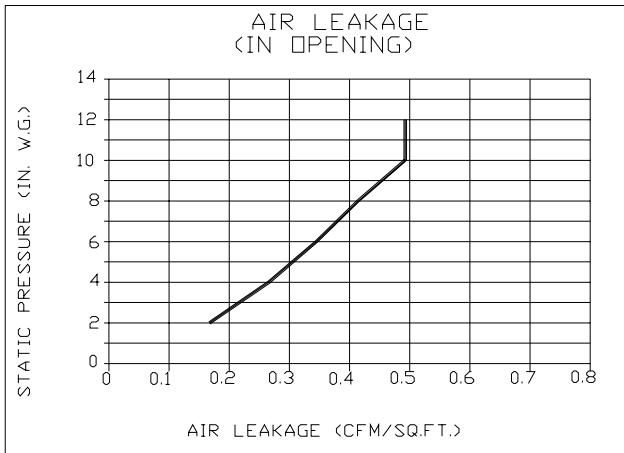
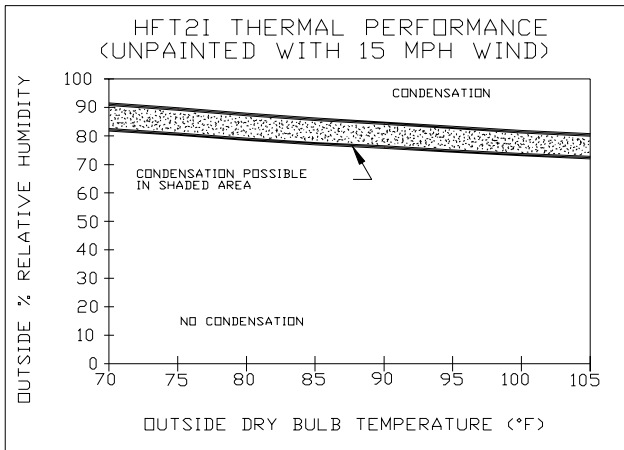
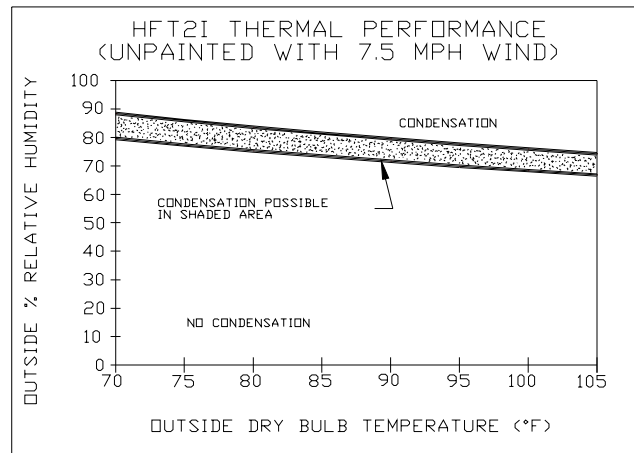
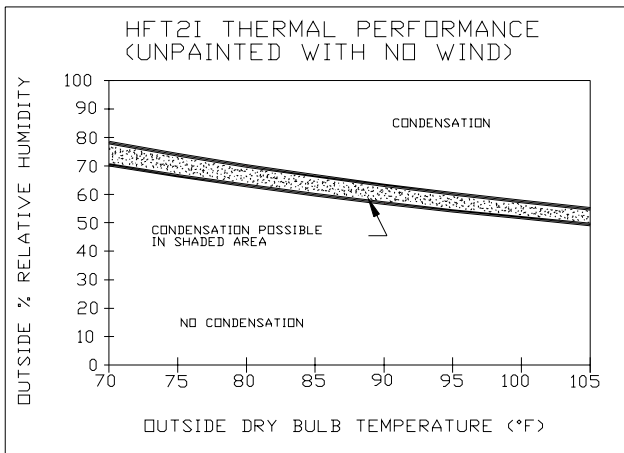


HFT PERFORMANCE CHARACTERISTICS



AIR LEAKAGE CHART IS BASED UPON INDEPENDENT AIR LEAKAGE TESTS CONDUCTED BY ARCHITECTURAL TESTING LABORATORY. THE IN-OPENING MODEL OF A 24" x 60" HFT WAS TESTED. TESTS WERE IN ACCORDANCE WITH ASTM E 283-91 "DETERMINING THE RATE OF AIR LEAKAGE THROUGH EXTERIOR WINDOWS, CURTAIN WALLS, AND DOORS UNDER SPECIFIED PRESSURE DIFFERENCES ACROSS THE SPECIMAN". CESCO RECOMMENDS USING OUT OPENING (IO) FOR BLOW THROUGH APPLICATIONS AND IN OPENING (IO) FOR BLOW THROUGH APPLICATIONS.

WATER LEAKAGE RESULTS ARE BASED UPON TESTING PER ASTM E 331-96 "WATER PENETRATION OF EXTERIOR WINDOWS, CURTAIN WALLS, AND DOORS BY A UNIFORM STATIC AIR PRESSURE DIFFERENCE". THE TESTS CONSISTED OF MOUNTING DOORS UNDER A PRESSURE DIFFERENCE .55" TO 2" WG AND SUBJECTING THEM TO A UNIFORM RAINFALL RATE OF 8 INCHES/HOUR. OVER THE 15 MINUTE PERIOD MODEL HFT2I DOORS (24" x 60") WILL ALLOW APPROXIMATELY 0.4 GALLONS OF WATER PENETRATION (3.5 FL. OZ./MIN.).



THERMAL PERFORMANCE CHARTS ARE REPRESENTATIVE FOR A MAXIMUM DOOR SIZE THAT IS UNPAINTED.

THERMAL PERFORMANCE CHARTS ABOVE ARE PRESENTED AS A GUIDELINE ONLY. CHARTS ARE BASED ON HEAT TRANSFER CALCULATIONS AND INDEPENDANT THERMAL PERFORMANCE TESTS CONDUCTED BY ARCHITECTURAL TESTING LABORATORY. ALL CALCULATIONS ASSUME AN INSIDE TEMPERATURE OF 50°F AND AN INSIDE VELOCITY OF 900 FPM, FOR A DOOR SIZE 48"x96". TESTS ARE IN ACCORDANCE WITH ASTM C-1363-97 "STEADY STATE THERMAL PERFORMANCE OF BUILDING ASSEMBLIES BY MEANS OF A HOT BOX APPARATUS".