

Volume Control Damper

GB1/GB2

Single Thickness Blade • 200°F Max. Temperature • Steel Control Damper

STANDARD CONSTRUCTION

- FRAME:** 5½" x 7⁄8" x 16-GA galvanized steel hat channel
- BLADES:** 16-GA galvanized steel, 6" nominal width
- AXLES:** Plated steel stub
- BEARINGS:** Non-metallic nylon
- LINKAGE:** In-jamb, plated steel bar and crank plate with stainless steel pivots
- STOPS:** None provided, unless gap exceeds 2"; see detail
- ACTUATOR:** ½" dia. removable extended shaft with individual panel locking manual quadrant and gasket

OPTIONS

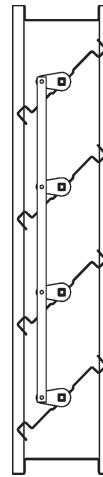
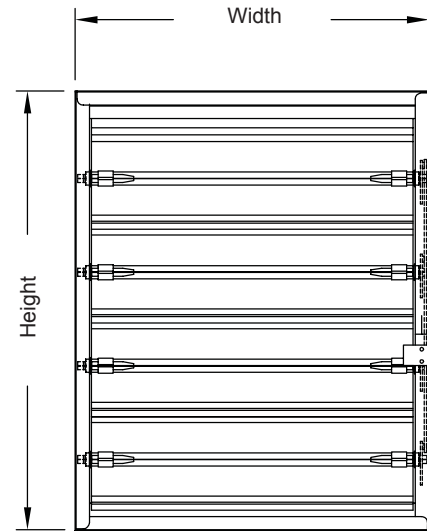
- Exact Size
- Face Bypass - Vertical, or Perpendicular only
- Sleeve - Transition - Sideplate
- Material - 304 SS or 316 SS
- Vertical Blades
- Flange Frame - Front, Rear or Both
- SS Manual Quadrant
- PK1200
- Retaining Angles - 1 or 2 Sets
- Bearings - OIB or SS
- Assorted Screens
- Filter Racks - 1" or 2"
- Security Bars
- Finish - Baked Enamel, Baked Epoxy, or Prime Coat
- 2" Standoff for Manual Quadrants

NOTES

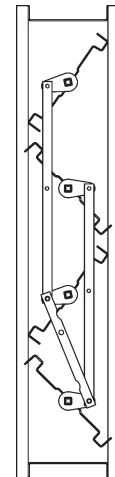
1. "A" width and "B" height are opening dimensions. Dampers are provided approximately ¼" undersize.
2. Dampers shorter than 12" are single blade.
3. If positive shut off is required, consider damper model GD1 or GD2.
4. Maximum face velocity is 2000 fpm. Maximum differential pressure is 4 in.wg.

DAMPER SIZE

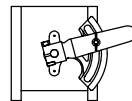
Panels	Minimum Panel	Maximum Panel
GB1 Parallel Blade	6"W x 8"H	48"W x 48"H
GB2 Opposed Blade	6"W x 12"H	48"W x 48"H



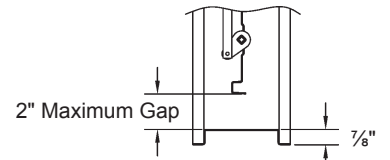
GB1
Parallel Blade



GB2
Opposed Blade



Manual Quadrant
and Extended Shaft
(*Shipped Loose)



Stop Detail - Shown with Blades
Closed to Show 2" Maximum
Allowed Gap.

Louvers  Dampers
A Microtek Company

This page intentionally left blank.