

Industrial Damper

GI54

10" Deep • Airfoil Blade • 800°F Max. Temperature • Up to 15 in.wg Static Pressure • Hot Roll

STANDARD CONSTRUCTION

- FRAME:** 2" x 10" x 2" - 10-GA hot roll formed channel frame
- BLADE:** 10-GA airfoil; Blade width 6" - 9¾"
- SHAFTS:** 1" dia. cold finished steel
- BEARINGS:** Ball bearings, mounted on stand-off bracket with stuffing box and replaceable packing
- LINKAGE:** ½" dia. inter-connecting rod with trunnion pivot fastener; Located in jamb
- OPERATOR:** Manual hand quadrant or lever arm for electric or pneumatic actuator
- FINISH:** Hi-temperature aluminum paint
- TEMP. LIMITS:** 800°F; Consult factory for temp. > 800°F

OPTIONS

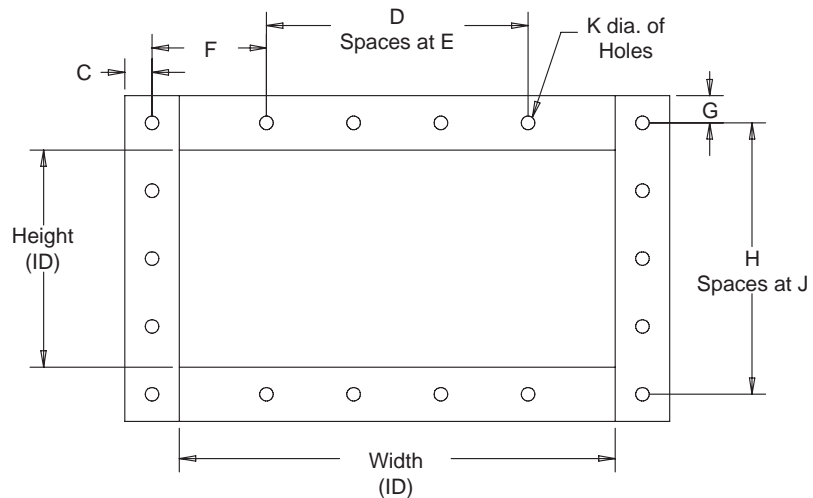
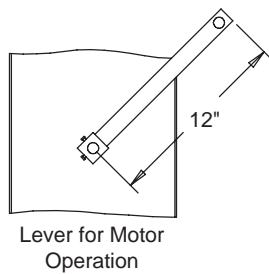
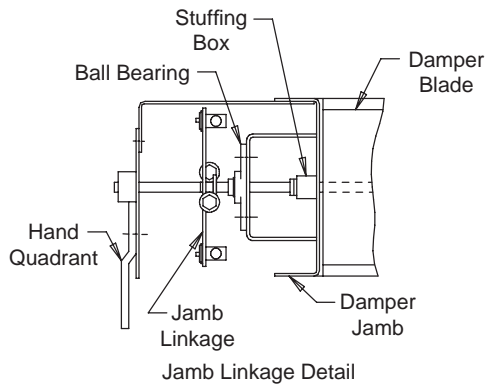
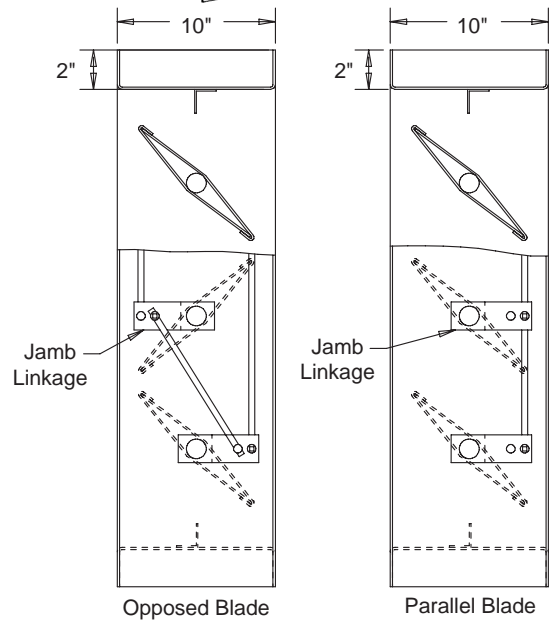
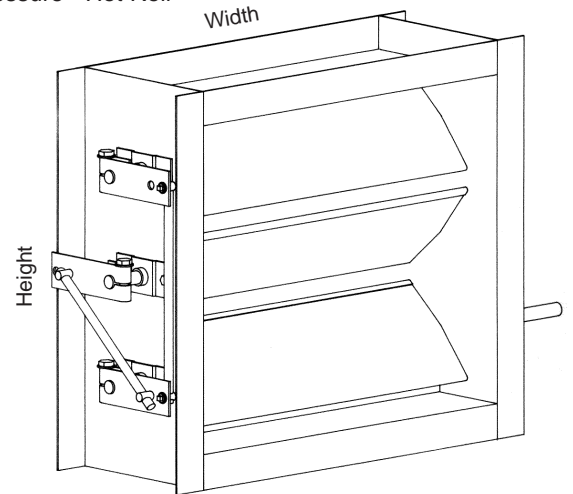
- Stainless Steel Blade Edge Seals or Jamb Seals
- Variable Flange Sizes
- Perimeter Holes - One Flange or Both Flanges
- Corten Material

NOTES

1. "A" width and "B" height are opening dimensions. Dampers are provided by inside dimension.

LOUVER SIZE

Panels	Min Panel (ID)	Max Single Panel (ID)
GI54	6"W x 6"H Single Blade 6"W x 12"H Opposed Blades	60"W x 96"H



Optional Flange with Holes
(Must Specify Dimensions C-K)

Louvers & Dampers
A Microtek Company

This page intentionally left blank.